

# Handicapping Tips From **The Wizard**



David L. Christopher

Copyright © 2015 by Jeffrey B. Little  
All rights reserved

**Liberty Publishing Company, Inc.**  
P.O. Box 4485  
Deerfield Beach, FL 33442

(954) 573-7236

**HorseRacingUSA.com**



## Tips From The Wizard

David L. Christopher

### Special Report Introduction

This e-Report is quite different from most of my other published work. Herein are several random handicapping examples to illustrate how the new WATT online program operates and to explain several of its easy-to-use applications.

Every serious handicapper has a different approach and these examples are but a few ideas that 'cappers can apply as they sharpen their skills.

None of these examples are cast in stone and you, dear reader, might have a few personal ideas that are worth adding. These are merely suggestions to consider as you tackle one of the most intellectual and entertaining spectator sports known to mankind.

Other useful examples will be added to this e-Report as time passes. Here are a few of the subjects covered:

An Appropriate Distance	4
The Surface	7
Recency	10
The Hidden "Talent Gap"	12
"Tweaking" the Input	13
Fine Tuning with "Form"	17
Eliminating the "Clunker"	19
The "Green Baby"	21
A Big Race at Laurel	22
Handicapping & Racing Luck	23
The True Meaning of Frustration	26
Postscript	28
Publisher's Addendum	29

## An Appropriate Distance

### Example 1

Every once in a while, there are three contenders that appear close enough to make the choice difficult. In this case, all three have indicated an ability to win at today's sprint distance of 6½ furlongs. However, the favorite, #4 *Indiano*, seems to be the best choice of the three based on: 1) Overall talent, and 2) His BEST performance occurred at today's distance. See the *Pace Analyst* screen on the next page.

11th	6 1/2f				
4	4	INDIANO	99/85	9-5	4210
1	1	ABDEL'S GHOST	97/98	5-1	4159
7	7	CLOSE IT OUT	92/70	6-1	4154
5	5	ARTEFACTO	97/88	3-1	4112



The slight pace advantage of #1 *Abdel's Ghost* made him the second choice versus #7. In other words, one might argue in favor of a 1-4 exacta rather than 4-1. But in this handicap, distance was the deciding factor. The decision wasn't clear-cut.

*Abdel's Ghost* set the pace, stalked by *Indiano*, and the latter pulled away in the stretch to win by 6.

Best Late Speed				\$	LS
1	ABDEL'S GHOST	GP	6f	96/167	736
7	CLOSE IT OUT	GP	6f	90/171	734
4	INDIANO	CRC	6 1/2f	91/170	731
5	ARTEFACTO	CRC	5f	92/167	727
9	KING GHIDORAH	CRC	1m 70y	83/167	718

2nd Best Late Speed				\$	LS
4	INDIANO	CRC	6f	93/169	731
1	ABDEL'S GHOST	CRC	6f	95/167	730
7	CLOSE IT OUT	CRC	6f	82/174	728
9	KING GHIDORAH	GP	1 1/8	73/176	718
6	DUTY BLUES	CRC	6 1/2f	90/167	716

Best Sprint/Route				\$	LS
1	ABDEL'S GHOST	GP	6f	96/167	736
7	CLOSE IT OUT	GP	6f	90/171	734
4	INDIANO	CRC	6 1/2f	91/170	731
5	ARTEFACTO	CRC	5f	92/167	727
6	DUTY BLUES	CRC	7f	90/168	717

4- \$3.20 \$2.60 \$2.20

4-1 \$21.40 exacta

4-1-7 \$68.00 trifecta

### Example 2

Considering that the two preliminary choices in this 7-furlong sprint have not run this 7f distance or longer, could another filly upset the odds-on favorite *Nena's Memory*? If one uses the *Pace Analyst* and considers the distance, it would be very obvious that #1 *Holy Day* is a serious threat. #2 *Dorothy Christiana* is also a possibility since she, too, ran longer than a short sprint. However, that was on the grass, which throws (ice) cold water on that upset possibility.

In 7- and 7½-furlong races, as well as a 1-mile distance, all rely on closing ability. So, in this case, *Nena's Memory* deserves to be the favorite. But it's very "iffy."

5th	7f				
8	8	NENA'S MEMORY	91/90	2:1	3579
3	3	GOLDEN GABY	87/72	6:1	3534
6	6	LADY HUGHES	92/79	3:1	3491
4	4	SWINGING ENGINE	80/75	4:1	3438



It is worth noting that while the best race of *Nena's Memory* is 5½ furlongs, it can be seen that she is also capable of at least 6½ furlongs since her second-best effort would have ranked her high on the first table. There's a big difference between being upset and being completely defeated.

The *Pace Analyst* screen also shows why #4 *Swinging Engine* and #6 *Lady Hughes* were never considered serious contenders at this distance and on this surface.

	Best Late Speed	\$		LS
8	NENA'S MEMORY	CRC	5 1/2f 78/131	590
3	GOLDEN GABY	CRC	6f 84/128	589
4	SWINGING ENGINE	CRC	5 1/2f 78/127	575
2	DOROTHY CHRISTIANA	CRC-T	1 1/16 77/126	574
1	HOLY DAY	GP	1 mile 84/115	573

	2nd Best Late Speed	\$		LS
8	NENA'S MEMORY	CRC	6 1/2f 80/130	589
3	GOLDEN GABY	CRC	6f 84/125	581
4	SWINGING ENGINE	CRC	5 1/2f 80/125	574
1	HOLY DAY	GP	6f 81/122	572
7	APRIL'S SUPRISE	CRC	5f 79/123	565

	Best Sprint/Route	\$		LS
8	NENA'S MEMORY	CRC	5 1/2f 78/131	590
3	GOLDEN GABY	CRC	6f 84/128	589
4	SWINGING ENGINE	CRC	5 1/2f 78/127	575
1	HOLY DAY	GP	1 mile 84/115	573
6	LADY HUGHES	RP-T	1 mile 83/116	568

1    \$14.20    \$3.80    \$4.00  
 1-8        \$28.00 exacta  
 1-8-3     \$115.00 trifecta

One additional handicapping concept not to be ignored is called *Inside Speed*. See Liberty's e-Book entitled *Searching for Long Shots* for a detailed explanation with examples. A long shot to go with the key is often found by observing inside speed.

**Here are a few more observations regarding distance:**

- For some unknown reason, 5½ furlongs is the most difficult sprint to handicap. Many horses that excel at 6 furlongs find that 5½ are more challenging. The same can be said for the reverse. Horses that win at this shorter distance are usually horses that do well at that distance.
- Horses that run well at 6 furlongs sometimes find longer sprints of 7 furlongs and 1 mile to be more difficult. These longer sprints typically require a strong Last Quarter capability. The distance of 6½ furlongs is a "maybe yes, maybe no" situation. Mile winners favor 7f and routes.
- The Kentucky Derby distance of 1¼ miles (and longer) almost always requires a horse to run good races at 1 1/8 – and especially in recent outings. 1 1/16 sometimes produces a winner at longer distances, but not that often.
- A horse running a route (a race longer than 1 mile) for the first time will do better if his sprints were 7 furlongs or a 1 mile rather than 6 furlongs and especially not 5½ furlongs and shorter.

## The Surface

### Example 1

Like distance, surface is an extremely important handicapping dynamic when separating the top three or four contenders in an effort to find a key horse. There are two ways of looking it: 1) Did the horse's best performance(s) occur on today's surface? and 2) On what surface did the horse run most recently? Some can run on anything. So, then, the surface becomes less of a factor.

This is not a bad situation. #5 showed us beforehand that he can run well on both the dirt and the turf (not all horses can do it) and he would be capable of running today's distance of 7 furlongs. This would also be true if his turf race happened to be his best effort, but dirt should be preferred for this upcoming dirt race.

3rd	7f				
5	5	COACH GRAVY	91/97	5:2	3844+
9	10	ZUBER	89/81	8:1	3749
3	3	BERT B DON	95/85	6:1	3731
8	8	WILD ALLEY CAT	89/99	12:1	3731



#5 *Coach Gravy* was selected as the key horse despite the fact that he was going to be the favorite at post time.

This example also appears in LPC's free e-Book, *Horse Racing Secrets*, available either on the website or from the Publisher.

Best Late Speed		\$			LS
5	COACH GRAVY	CRC	7f	89/135	623
3	BERT B DON	SAR	7f	90/131	613
9	ZUBER	CRC	1 mile	85/134	612
4	MIZE THE BIG CAT	CRC	1 mile	82/134	608
8	WILD ALLEY CAT	TAM	1 1/16	83/133	608

2nd Best Late Speed		\$			LS
5	COACH GRAVY	GP-T	1 1/16	90/129	618
3	BERT B DON	GP	6f	95/129	612
9	ZUBER	CRC	7f	89/133	610
8	WILD ALLEY CAT	TAM	7f	86/132	607
7	WELL EXCUUZE ME	TAM	1m 40y	87/132	601

Best Sprint/Route		\$			LS
5	COACH GRAVY	CRC	7f	89/135	623
3	BERT B DON	SAR	7f	90/131	613
9	ZUBER	CRC	1 mile	85/134	612
4	MIZE THE BIG CAT	CRC	1 mile	82/134	608
8	WILD ALLEY CAT	TAM	7f	86/132	607

5- \$4.60 \$3.00 \$2.60

5-9 \$20.00 exacta

5-9-7 \$135.00 trifecta

### Example 2

Many years ago I wrote this, based on experience. It is still true today...

*A horse that runs well on the dirt often performs well on a firm turf. But a horse that runs well on the grass does not always run well on the dirt.*

Next was almost a *bad* situation. In this case, the highest and second highest PM rated horses were stick-outs and both favored the turf, while today's surface is dirt.

9th	1 1/16				
5	5	RAFFIE'S CHOICE	64/71	7:2	3541+
1	1	EL DREAMER	67/88	4:1	3426+
9	9	EMBUR'S MADURO	65/92	5:1	3363
4	4	OMMADON'S REIGN	70/63	15:1	3350

But the saving grace in selecting #5 *Raffie's Choice* was that his PM Rating was more than 100 points better than the second selection – and that #1 *El Dreamer* happened to be more than 60 points better than #9. #5 was a powerful stick-out.



#5 *Raffie's Choice* was selected as the key horse despite the obvious uncertainty.



Best Late Speed			\$	LS	
5	RAFFIE'S CHOICE	AQU-T	1 1/16	61/165	631
4	OMMADON'S REIGN	BEL-T	7f	63/156	606
1	EL DREAMER	BEL-I	6f	73/147	597
2	ALL ZIPPED UP	BEL	6f	61/152	596
9	EMBUR'S MADURO	MNR	1 mile	65/147	592

2nd Best Late Speed			\$	LS	
5	RAFFIE'S CHOICE	SAR-T	1 1/16	67/159	622
1	EL DREAMER	SAR-T	5 1/2f	74/144	594
4	OMMADON'S REIGN	AQU-I	6f	58/151	588
2	ALL ZIPPED UP	AQU	7f	60/149	581
9	EMBUR'S MADURO	MNR	6f	63/145	581

Best Sprint/Route			\$	LS	
5	RAFFIE'S CHOICE	AQU-T	1 1/16	61/165	631
9	EMBUR'S MADURO	MNR	1 mile	65/147	592
3	SANDICAN	AQU-I	1m 70y	54/152	590
1	EL DREAMER	AQU-I	1m 70y	51/153	587
4	OMMADON'S REIGN	BEL-T	1 1/16	57/145	573

5- \$6.00 \$3.30 \$2.60

5-1 \$17.80 exacta

5-1-4 \$153.00 trifecta

## Recency

Unlike Distance and Surface, both discussed previously, Recency is found on the *History Worksheet*, not on the *Late Speed* screen or on the *Pace Analyst*.

Recency is more difficult to judge and it requires a little experience. In general, it depends on a few things: 1) The capability of the trainer; 2) The number of weeks since the last race; 3) The number of furlongs run, including workouts, over the past 60 days; and 4) The class of the horse (lower quality horses generally require more frequent workouts and lose their form more quickly).

Handicappers need to make a judgment regarding the layoff if there is one. Is the horse returning after an injury? Is the layoff simply due to the trainer's desire to rest the animal? And what is the likelihood that the trainer knows how to get the most from a racehorse? When a trainer brings a horse back in less than ten days, consider that to be a positive sign – the trainer usually believes the horse is ready to perform. Also watch for a change in venue.

The value of workouts is a matter of individual opinion. Personally, I believe the workout distance and the frequency can be more important than the time for each. While a 5-furlong workout can be powerful, there is an old adage in this sport: "Time is only for eggs."

One quick note – if a horse is very early in its racing career, expect that the second time out will be better than the first and the third is usually not better than the second. Also, rarely will a trainer run a young colt or filly the first time out without making an effort to get the horse ready. Any initial race longer than 5 furlongs for a first-timer is a higher-risk situation – but okay for the highest quality horses.

There are simply too many variables to give examples of all. Here is one situation that is typical. The challenge is judging whether your likely key horse is in top racing form.

This is a 1-mile contest at Philadelphia Park (Parx Racing) on October 15, 2013.

10th	1 mile				
5	5	CLEAR OUT	75/69	5:2	3921
4	4	BRAHMAN	71/86	12:1	3885
7	7	BRODY BOY	70/94	5:1	3830
3	3	STRIKE DOWN	70/94	7:2	3806

It's obvious from the chart on the next page that if one of the two horses, either #4 or #5, is ready to run we should have a decent key horse selection. Problem is, such was not the case. Both are poor selections, which now suggests that ANY horse can win this race.

The top PM rated horse (#5 *Clear Out*) has not raced since early July and the other possibility (#4 *Brahman*) hasn't raced more than 6 furlongs since August with the last outing being only 5 furlongs. Not good signs for a 1-mile contest.

As a result, because any horse can win – the race is passed.



History for **4** **BRAHMAN** **71/86** **12:1**

Omit	#	Date	Track	Distance	Call1	Call2	Winner	Out1	Out2	Finish	Wt.	Speed Rating	Track Variant
<input type="checkbox"/>	1	10/06/13	Parx Racing PA	5f	0:22.1	0:45.2	0:58.0	5	5	4	113	86	14
<input type="checkbox"/>	2	09/17/13	Parx Racing PA	6f	0:23.1	0:46.0	1:11.1	2	2	16	114	66	22
<input type="checkbox"/>	3	08/28/13	Delaware Park	1 mile	0:48.0	1:13.2	1:39.3	0	0	9	112	69	21
<input type="checkbox"/>	4	08/12/13	Parx Racing PA	6 1/2f	0:22.4	0:45.3	1:16.0	4	5	20	113	72	18
<input type="checkbox"/>	5	08/03/13	Parx Racing PA	6 1/2f	0:22.4	0:45.0	1:16.3	3	7	15	112	74	16
<input type="checkbox"/>	6	07/13/13	Delaware Park	1 mile	0:47.4	1:13.0	1:38.3	1	0	3	113	80	19
<input type="checkbox"/>	7	06/15/13	Parx Racing PA	6 1/2f	0:23.0	0:46.0	1:17.2	1	0	0	114	85	14
<input type="checkbox"/>	8	06/02/13	Parx Racing PA	5f	0:22.2	0:46.1	0:59.2	5	5	0	110	83	21
<input type="checkbox"/>	9	05/19/13	Parx Racing PA	5f	0:22.3	0:46.3	0:59.2	3	4	5	120	78	18
<input checked="" type="checkbox"/>	10	04/30/13	Atlantic Cty -Turf	5 1/2f	0:22.4	0:46.3	1:04.4	3	1	0	111	0	17

History for **5** **CLEAR OUT** **75/69** **5:2**

Omit	#	Date	Track	Distance	Call1	Call2	Winner	Out1	Out2	Finish	Wt.	Speed Rating	Track Variant
<input type="checkbox"/>	1	07/02/13	Parx Racing PA	1 mile	0:48.4	1:12.4	1:39.2	5	12	16	118	61	27
<input type="checkbox"/>	2	06/08/13	Parx Racing PA	1m 70y	0:48.4	1:14.1	1:45.1	1	1	0	119	67	32
<input type="checkbox"/>	3	05/26/13	Monmouth Park NJ	1m 70y	0:46.4	1:12.1	1:43.1	2	4	3	121	77	12
<input type="checkbox"/>	4	08/30/12	Monmouth Park NJ	6f	0:22.3	0:45.4	1:10.3	4	4	7	119	79	16
<input type="checkbox"/>	5	07/14/12	Monmouth Park NJ	1 mile	0:49.0	1:14.4	1:40.4	5	4	10	124	55	41
<input type="checkbox"/>	6	06/08/12	Monmouth Park - Turf	1 1/16	0:46.4	1:10.2	1:40.4	3	5	10	124	83	12
<input type="checkbox"/>	7	05/27/12	Belmont -Innr Tf	1 1/16	0:49.2	1:14.0	1:46.2	10	8	2	121	62	33
<input type="checkbox"/>	8	05/11/12	Belmont Park NY	1 mile	0:47.0	1:12.1	1:38.0	3	1	0	121	71	22
<input type="checkbox"/>	9	04/27/12	Atlantic Cty -Turf	1 1/8	0:48.3	1:12.2	1:50.4	6	4	8	119	73	1
<input type="checkbox"/>	10	11/18/11	Aqueduct NY	1 mile	0:46.3	1:11.4	1:38.0	13	9	10	120	62	20

A 5-year old bay gelding won this totally unpredictable race at 30-to-1. It was a photo finish with less than ½ length separating the first five horses. The exacta paid a generous \$552 and the 6-8-1 trifecta paid a boxcar \$3,562. All four top WATT PM-rated horses finished out of the money, which is a highly unusual occurrence, even for a contest with a field of ten.

### The Hidden "Talent Gap"

6th	7f				
9	9	CLASSIC R AND B	94/82	12:1	3887
2	1	PROFESSOR FATE	96/88	5:1	3886
5	4	SHANKOPOTAMUS	96/97	3:1	3879
6	5	SO SCOTT	90/72	6:1	3831

Using the three measures mentioned earlier (Distance, Surface, and Recency), a glance at the top three or four PM-rated horses often reveals a "talent gap." Here is a 7-furlong race at Belmont Park. It is a good example of a hidden talent gap:



Above are 4 horses (2,5,6,9) that stick out above the rest of this nine-horse field. Of these early October contenders, only two have run a distance of 7 furlongs or longer since June - #5 *Shankopotamus* and #6 *So Scott*.

#2 never won a race longer than 6 furlongs and #9 was primarily a turf horse. #5 won previously at 7 furlongs and #6 won previously at 1 mile.

In today's race, the post time favorite was #5, ran gate to wire, and won by 5 paying \$5.70. #6 finished second 2 lengths ahead of #10. The 5-6 exacta paid \$25.80 and the 5-6-10 trifecta paid \$395.50.

For more on which races to play and the talent gap be sure to read one of LPC's recent e-Books, *New-Age Handicapping*.

### **"Tweaking the Input"**

Computer handicappers are fully aware of the term "garbage-in, garbage-out." This is a perfect example of how one race can be dramatically changed with "tweaking" and WATT is an ideal tool for computer users to have confidence in the handicap. The objective here is to identify one *Key* horse and one *Exacta* horse for a trifecta wager. And one should NEVER wager a trifecta without nailing TWO likely keys.

In this route, one horse appeared greatly overrated - #6 *Swing for the Defence*. The following illustrations show the readings before any "selective tweaking" and a small degree of common sense. This contest is on the dirt, not on grass.

## Best-4 Summary

Santa Anita Pk CA Feb 15, 2015

Pr	PP	Name	\$	Notes	Odds	PM Rating
5th	1 1/16					
6	6	SWING FOR DEFENCE	70/79	7:2	4407+	
8	8	CRUCERO	79/72	5:2	3761+	
1	1	STARZILLA	80/93	9:5	3689+	
7	7	HE'S A REAL KEEPER	73/74	10:1	3534	

Santa Anita Pk CA	Race 5	February 15, 2015
Pacesetters: 1, 3	Contenders: 6, 1	Wizard: 8A

The program's newest feature, the **Wizard Selection**, shown above, pointed to #8 *Crucero* as the potential key horse. Each Wizard rating is displayed with a capital letter to designate the level of confidence in the selection ("A" being the highest, and "D" the lowest). Also, once in a while, no rating is available (shown as N/A).

The past performance lines of #6 greatly exaggerated the capability of this horse running on a dirt track. Some animals simply prefer one or the other.



The next *Pace Analyst* screen shows the SOURCE of the ratings for #6, 8, and #1.

**Pace Analyst: Speed / Pace Handicapping**
[Return to Race Card](#) Santa Anita Pk CA 1 1/16 February 15, 2015
[Prev Race](#)[Next Race](#)

Best Pole Speed				Best Late Speed			
	\$		PS		\$		LS
8	CRUCERO	79/72	5:2	79	6	SWING FOR DEFENCE	GG-T 1 mile 70/251 910
3	BLAME IT ON TEKELA	72/72	20:1	77	8	CRUCERO	SA 1 mile 79/155 642
4	CHAPO	70/80	8:1	75	1	STARZILLA	SA 6f 74/159 637
1	STARZILLA	80/93	9:5	74	7	HE'S A REAL KEEPER	DMR 1 1/16 68/157 619
2	FAITHFUL TRUTH	70/73	15:1	70	3	BLAME IT ON TEKELA	BHP-T 6f 77/149 615

2nd Best Pole Speed				2nd Best Late Speed			
	\$		PS		\$		LS
1	STARZILLA	80/93	9:5	83	6	SWING FOR DEFENCE	GG-T 1 mile 61/251 890
3	BLAME IT ON TEKELA	72/72	20:1	77	8	CRUCERO	DMR 1 1/16 71/162 635
7	HE'S A REAL KEEPER	73/74	10:1	76	1	STARZILLA	DMR-T 1 mile 83/148 619
4	CHAPO	70/80	8:1	71	7	HE'S A REAL KEEPER	SA-T 1 mile 76/149 614
8	CRUCERO	79/72	5:2	71	3	BLAME IT ON TEKELA	SA 5 1/2f 77/145 600

PM-Ranked Form				Best Sprint/Route			
	\$		Form		\$		LS
6	SWING FOR DEFENCE	70/79	7:2	61	6	SWING FOR DEFENCE	GG-T 1 mile 70/251 910
8	CRUCERO	79/72	5:2	57	8	CRUCERO	SA 1 mile 79/155 642
1	STARZILLA	80/93	9:5	65	1	STARZILLA	DMR-T 1 mile 83/148 619
7	HE'S A REAL KEEPER	73/74	10:1	64	7	HE'S A REAL KEEPER	DMR 1 1/16 68/157 619
3	BLAME IT ON TEKELA	72/72	20:1	55	3	BLAME IT ON TEKELA	SA 1 mile 66/144 586

Once the turf numbers were removed on the History Worksheets of the Best-3, the top selections were not nearly the same as before. In most cases, removing turf numbers is not necessary. However, in this situation, it was.

910	Late Speed	6	SWING FOR DEFENCE	70/79	7:2	Race Minimum: 614 (3)								
Track			Distance		Call 2		Out	Winner		Out	TV	Pole Speed	Last Qtr.	Late Speed
1	SA	1 mile	1:12.4	1	1:38.1	5	22	70	144	594				
3	GG-T	1 mile	1:13.3	6	1:39.0	5	15	61	251	890				
4	GG-T	1 mile	1:13.0	7	1:37.1	11	10	63	251	889				
5	GG-T	1 mile	1:12.1	4	1:38.0	1	17	70	251	910				
6	GG	1 1/16	1:15.4	3	1:46.4	6	19	53	155	590				
7	GG	1 mile	1:13.0	11	1:39.4	7	8	59	150	576				

637	Late Speed	1	STARZILLA	80/93	9:5	Race Minimum: 614 (3)				
	Track	Distance	Call 2	Out	Winner	Out	TV	Pole Speed	Last Qtr.	Late Speed
1	SA	1 mile	1:12.4	0	1:38.1	1	22	71	148	608
2	SA	1 1/16	1:11.2	4	1:42.4	27	15	74	133	562
3	DMR	1 mile	1:11.4	2	1:36.3	5	14	74	152	618
4	SA	6f	0:44.4	8	1:09.0	7	12	74	159	637
5	DMR-T	1 mile	1:10.1	1	1:34.1	7	9	83	148	619
6	BHP	6f	0:44.4	14	1:11.0	6	20	64	150	598



642	Late Speed	8	CRUCERO	79/72	5:2	Race Minimum: 614 (6)				
	Track	Distance	Call 2	Out	Winner	Out	TV	Pole Speed	Last Qtr.	Late Speed
1	SA	1 mile	1:11.4	6	1:37.0	14	17	70	142	583
2	SA-T	1 mile	1:11.1	3	1:34.0	3	7	76	158	633
3	SA	1 mile	1:10.2	4	1:35.3	0	19	79	155	642
4	BHP	1 1/16	1:12.2	4	1:44.3	2	18	69	156	624
5	SA	1 mile	1:10.4	3	1:37.2	2	15	78	144	603
6	SA	1 1/16	1:11.2	6	1:43.0	8	20	72	153	623
7	DMR	1 1/16	1:12.2	2	1:43.1	2	7	71	162	635
8	DMR	1 mile	1:11.1	1	1:36.1	0	6	78	155	627
9	CRC	1 1/16	1:15.0	5	1:49.3	1	23	55	155	598
10	CRC	1 1/16	1:16.1	5	1:48.0	9	12	49	161	593

### Best-4 Summary

Santa Anita Pk CA Feb 15, 2015

Pr	PP	Name	\$	Notes	Odds	PM Rating
5th	1 1/16					
8	8	CRUCERO		79/71	5:2	3757+
1	1	STARZILLA		74/94	9:5	3593+
7	7	HE'S A REAL KEEPER		73/74	10:1	3533+
3	3	BLAME IT ON TEKELA		72/72	20:1	3462

Santa Anita Pk CA Race 5 February 15, 2015  
 Pacesetters: 8, 3 Contenders: 8, 1 Wizard: 8A

After tweaking, the "Contender" notation confirmed the Wizard selection (8A), which made #8 *Crucero* that much more compelling as the potential key.



The final payoffs were handsome: An 8-3 exacta (\$90), An 8-3-1 trifecta (\$294) and an 8-3-1-7 Superfecta (\$1,001).

## Fine Tuning (the Handicap) With "Form"

There are several measures of Form with *Winning at the Track* and it is important for WATT users to understand the meaning of each. The *Ability Factor* is a rating for only the last three races. There is also the third Graphic screen (the last three Late Speed PPs). But there are two others. Here is an example of the other two:

Laurel Park MD Dec 20, 2014

Pr	PP	Name	\$	Notes	Odds	PM Rating
9th	6f					
5	5	GANZA		91/88	15:1	4190
6	6	FLASHY ZEE		88/79	5:2	4188
2	2	ROBBINETTE		88/54	7:2	4179
9	9	STORMIN MARGARET		91/85	9:2	4162

### IN THE NOTES COLUMN

In the illustration below, the "A" represents the best Pole Speed that the horse has run in its current history. The "B" number rates how the horse performed in its last two outings.

FLASHY ZEE	A	B	88/79	5:2	4188
------------	---	---	-------	-----	------

The calculation of "B" above is explained here. The total of four selected "lengths out" numbers (within in the last two races) are simply deducted from a constant statistic (99). The final rating posted is calculated using this very simple formula:

History for 5 GANZA 91/88 15:1

Omit	#	Date	Track	Distance	Call1	Call2	Winner	Out1	Out2	Finish	Wt.	Speed Rating	Track Variant
<input type="checkbox"/>	1	12/03/14	Laurel Park MD	7f	0:23.2	0:47.2	1:27.1	0	0	9	120	60	21
<input type="checkbox"/>	2	11/19/14	Laurel Park MD	6f	0:22.3	0:45.3	1:11.3	1	1	9	122	72	11

99-11

History for 6 FLASHY ZEE 88/79 5:2

Omit	#	Date	Track	Distance	Call1	Call2	Winner	Out1	Out2	Finish	Wt.	Speed Rating	Track Variant
<input type="checkbox"/>	1	12/05/14	Laurel Park MD	5 1/2f	0:23.1	0:47.2	1:06.3	3	6	0	120	79	18
<input type="checkbox"/>	2	11/19/14	Charles Town WV	7f	0:23.4	0:47.4	1:25.4	6	8	11	119	80	20

History for 2 ROBBINETTE 88/54 7:2

Omit	#	Date	Track	Distance	Call1	Call2	Winner	Out1	Out2	Finish	Wt.	Speed Rating	Track Variant
<input type="checkbox"/>	1	12/11/14	Laurel Park MD	6f	0:23.2	0:47.0	1:11.1	3	9	9	113	74	14
<input type="checkbox"/>	2	11/19/14	Laurel Park MD	6f	0:22.3	0:45.3	1:11.3	12	15	5	124	76	11

99-45



### THE PACE ANALYST "FORM" CALCULATION

The "Form" reading found on the *Pace Analyst* screen is especially meaningful when all the horses have been running sprints (or routes) and there is little or no mixture of the two. Form simply measures how the horse ran its last race by taking the Pole Speed and adding or subtracting the horse's progress during the last quarter.

Below is an example of that table. Here, the top contenders are **PM-Ranked**. Note, too, that those horses with the best Form stats on this table are frequently in the money. Again, only the top three are being handicapped.

	PM-Ranked Form	\$		Form
5	GANZA	91/88	15:1	74
6	FLASHY ZEE	88/79	5:2	83
2	ROBBINETTE	88/54	7:2	76
9	STORMIN MARGARET	91/85	9:2	83
4	CALL MY LAWYER	95/92	3:1	82

797	Late Speed	5	GANZA	91/88	15:1	Race Minimum: 783 (2)				
	Track	Distance	Call 2	Out	Winner	Out	TV	Pole Speed	Last Qtr.	Late Speed
1	LRL	7f	0:47.2	0	1:27.1	9	21	83	176	740

Calculation:  $83 - 9 = 74$

790	Late Speed	6	FLASHY ZEE	88/79	5:2					
						Race Minimum: 783 (3)				
	Track	Distance	Call 2	Out	Winner	Out	TV	Pole Speed	Last Qtr.	Late Speed
1	LRL	5 1/2f	0:47.2	6	1:06.3	0	18	77	190	765

Calculation:  $77 + 6 = 83$

795	Late Speed	2	ROBBINETTE	88/54	7:2	Race Minimum: 783 (4)																										
<table><tr><th></th><th>Track</th><th>Distance</th></tr><tr><td>1</td><td>LRL</td><td>6f</td></tr></table>				Track	Distance	1	LRL	6f	<table><tr><th>Call 2</th><th>Out</th></tr><tr><td>0:47.0</td><td>9</td></tr></table>		Call 2	Out	0:47.0	9	<table><tr><th>Winner</th><th>Out</th></tr><tr><td>1:11.1</td><td>9</td></tr></table>		Winner	Out	1:11.1	9	<table><tr><th>TV</th></tr><tr><td>14</td></tr></table>	TV	14	<table><tr><th>Pole Speed</th><th>Last Qtr.</th><th>Late Speed</th></tr><tr><td>76</td><td>196</td><td>777</td></tr></table>			Pole Speed	Last Qtr.	Late Speed	76	196	777
	Track	Distance																														
1	LRL	6f																														
Call 2	Out																															
0:47.0	9																															
Winner	Out																															
1:11.1	9																															
TV																																
14																																
Pole Speed	Last Qtr.	Late Speed																														
76	196	777																														

Calculation:  $76 + 0 = 76$

The positive outcome of this contest can be found on pages 22-23.

## Eliminating the "Clunker"

The primary purpose of the Ability Factor is to measure the current "form" of each contender by giving a rating to only the last three races – unlike the other ratings which are the best numbers that can be found in the horse's history.

It is recommended that the rating given to the most recent race not be changed unless the handicapper is totally convinced that this rating was a total "fluke" and that he will return to form in the current race. Using the same race as Example 4, here is what can happen when you remove a "clunker" from the 2<sup>nd</sup> or 3<sup>rd</sup> races of the Ability Factor (again, removing the most recent race is not recommended).

3rd	7f				
5	5	COACH GRAVY	91/97	5:2	3844+
9	10	ZUBER	89/81	8:1	3749
3	3	BERT B DON	95/85	6:1	3731
8	8	WILD ALLEY CAT	89/99	12:1	3731

There is rarely a need to examine more than the top four or five horses. This is merely a "fine tuning" of the contenders' PM Ratings. In this case, the horse in question is #9 *Zuber*. His "clunker" (the second Ability Factor pp line) can be replaced with the pp found on line four – if the second line is removed.

**WINNING AT THE TRACK**

[Home](#)
[Tour](#)
[About](#)
[Help](#)

462

Ability Factor

9

ZUBER

89/85

8:1

[Return to Race Card](#)
[Prev Horse](#)
[Next Horse](#)

	Track	Distance	Wt.	Speed Rating	Track Variant	Track	Distance	Weight	Ability Factor
1	CRC	6 1/2f	123	84	9	62	-2	1	154
2	CRC	1 mile	120	71	6	53	15	0	145
3	CRC	1 mile	120	83	15	53	12	0	163
4	CRC	7f	120	85	6	65	0	0	156

Omit # Date

☐ 1 06/29/12
 ☒ 2 06/02/12
 ☐ 3 05/20/12
 ☐ 4 05/06/12

History Worksheet

Winner	Out1	Out2	Finish	Wt.	Speed Rating	Track Variant
1:18.2	5	4	3	123	84	9
1:39.3	4	3	12	120	71	6
1:39.2	7	4	1	120	83	15
1:24.2	5	4	2	120	85	6

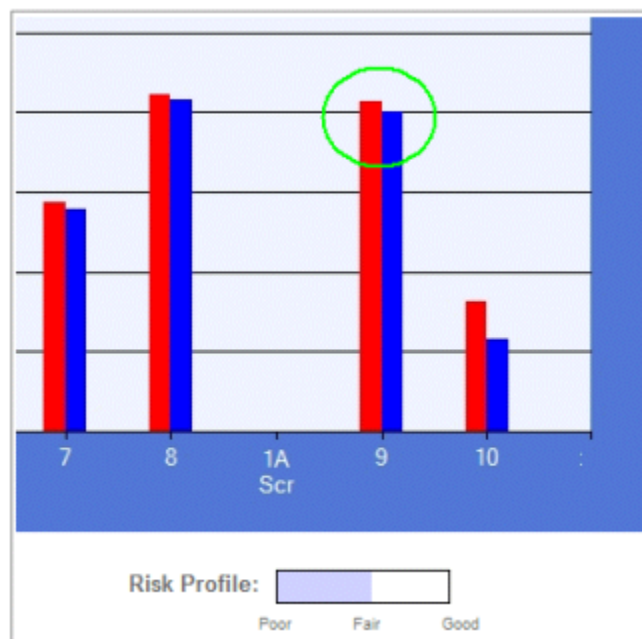
Replacing 145 with 156 automatically adds 11 points to the Ability Factor and changes the following:

Ability Factor rises from 462 to 473

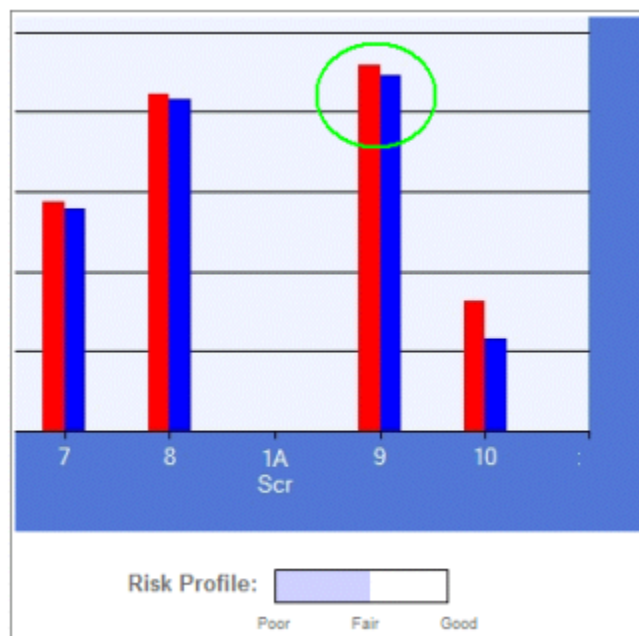
AND

P/M Rating rises from 3727 to 3749

While the changes are not always obvious, if the difference is more than 5 points (e.g., from 145 to 156) it is sometimes noticeable, as it was in this case.



It is not necessary for *Winning at the Track* handicappers to be obsessed with this analysis... just be aware that changing the rankings is beneficial once in a while.



Use common sense and good judgment whenever you change the *Ability Factor* numbers. The results of this race appeared earlier on page 8.

## The “Green Baby”

Many years ago I coined the term “Green Baby” (or “GB”) that shows a meaningful profit opportunity that other handicappers are sure to miss – especially in the first half of the year for three-year-olds.

The maturity of a colt or filly between age 2 and 3 is substantial. If the program ratings for a 3-year-old happen to be competitive with the other contenders, but the numbers are a reflection of the prior year, a serious competitor has emerged and most handicappers will never see it.

This is also true for a horse that is entering its third year while others are closer to maturity at four.

A recent example occurred on 2014 Preakness Day – the 7<sup>th</sup> Race at Pimlico.

Here is the WATT Best-4 screen, as it appeared that day:

7th	6f				
9	9	BREWING	98/99	8:5	4365
8	8	PRUDHOE BAY	96/92	10:1	4350
5	5	MEADOWOOD	90/97	5:1	4339
3	3	JESSETHEMARINE	91/81	15:1	4315

#9 *Brewing* was declared to be the key for this race. At the finish line he placed second 3 lengths behind #5 *Meadowood* that paid \$12.20 to win, and topped a 5-9 \$36.40 exacta and a 5-9-8 \$139.60 trifecta. *Meadowood* was not to be overlooked today.

These are the most recent outings for each of the top three:

	Late Speed
#9 <i>Brewing</i>	811
#8 <i>Prudhoe Bay</i>	809
#5 <i>Meadowood</i>	805

Both *Brewing* and *Prudhoe Bay* have already run 3 or 4 times since the first of the year. The 805 was *Meadowood's* first outing (a full year) since he was two years old, so improvement was almost certain. This situation is very similar to a first time starter running for the second time – which typically leads to an improved performance.

More obvious, of course, is a horse entered with only numbers from a year earlier, as a two-year-old, showing.

## A Big Race at Laurel

It is not every day that your key horse leaves the gate at 25-to-1. And when a \$2 exacta payoff is \$285, with a \$2,250 trifecta, a very profitable day usually results.

The opportunity was not readily apparent until a few inappropriate pace lines were removed from the worksheets of two contenders. This was a 6-furlong race on the dirt at Laurel, not a turf sprint.

### Before

9th	6f				
4	4	CALL MY LAWYER	97/92	3:1	4213
7	7	BELLARIDGE	85/84	12:1	4208
5	5	GANZA	91/88	15:1	4190
6	6	FLASHY ZEE	88/79	5:2	4188

### Pace Analyst: Speed / Pace Handicapping

Return to Race Card

Laurel Park MD 6f

December 20, 2014

Prev Race

Next Race

Best Pole Speed	\$	PS
4 CALL MY LAWYER	97/92	3:1 92
5 GANZA	91/88	15:1 88
7 BELLARIDGE	85/84	12:1 88
1 STAR BLACK	89/92	10:1 85
6 FLASHY ZEE	88/79	5:2 85

Best Late Speed	\$	LS
7 BELLARIDGE	LRL-T 5 1/2f	88/199 808
4 CALL MY LAWYER	GP-T 5f	92/191 797
5 GANZA	SUF 6f	88/194 797
2 ROBBINETTE	CT 7f	78/197 795
6 FLASHY ZEE	TAM 6f	85/193 790

2nd Best Pole Speed	\$	PS
4 CALL MY LAWYER	97/92	3:1 100
9 STORMIN MARGARET	91/85	9:2 91
1 STAR BLACK	89/92	10:1 89
5 GANZA	91/88	15:1 87
2 ROBBINETTE	88/54	7:2 83

2nd Best Late Speed	\$	LS
4 CALL MY LAWYER	MTH-T 5f	100/185 792
6 FLASHY ZEE	CT 7f	73/200 788
2 ROBBINETTE	PIM 6f	83/193 787
7 BELLARIDGE	PIM-T 5f	83/197 787
5 GANZA	SUF 6f	87/191 786

PM-Ranked Form	\$	Form
4 CALL MY LAWYER	97/92	3:1 82
7 BELLARIDGE	85/84	12:1 75
5 GANZA	91/88	15:1 74
6 FLASHY ZEE	88/79	5:2 83
2 ROBBINETTE	88/54	7:2 76

Best Sprint/Route	\$	LS
7 BELLARIDGE	LRL-T 5 1/2f	88/199 808
4 CALL MY LAWYER	GP-T 5f	92/191 797
5 GANZA	SUF 6f	88/194 797
2 ROBBINETTE	CT 7f	78/197 795
6 FLASHY ZEE	TAM 6f	85/193 790

### After

9th	6f				
5	5	GANZA	91/88	15:1	4190
6	6	FLASHY ZEE	88/79	5:2	4188
2	2	ROBBINETTE	88/54	7:2	4179
9	9	STORMIN MARGARET	91/85	9:2	4162

The next page shows the graphic of the primary contenders after the adjustment.





## Handicapping & Racing Luck

Mahoning Valley Race Course (MVR) is a fairly new Penn National casino/racetrack facility located in Youngstown, Ohio. On this very cold day in January, the 6<sup>th</sup> race on the card was a 5-furlong sprint over a frozen-fast track. With nine horses in the contest, one should look for early speed, pace advantage. #4 *Unlimited Spirit* was the Morning Line favorite and went to the post at less than even money.

Home

Tour

About

Help

Race 65f

Pace Analyst: Speed / Pace Handicapping

Return to Race Card

Mahoning Valley OH 5f January 10, 2015

Prev Race

Next Race

Best Pole Speed		\$	PS	Best Late Speed		\$	LS
7	ITSAPOSSIBILITY	95/82	6:1 95	1	HAD TO HAPPEN	MNR 6f	93/253 996
1	HAD TO HAPPEN	93/81	5:1 93	7	ITSAPOSSIBILITY	FE 5f	95/251 986
9	SWIFTY UNEAUX	92/79	15:1 92	2	THISAIN'TMYDAY	BTP 5 1/2f	90/259 984
3	SALTY MUSIC	92/63	20:1 91	3	SALTY MUSIC	TDN 6f	91/254 983
10	SERRATED EDGE	91/76	15:1 91	4	UNLIMITED SPIRIT	TIM 4f	86/256 983

2nd Best Pole Speed		\$	PS	2nd Best Late Speed		\$	LS
1	HAD TO HAPPEN	93/81	5:1 92	1	HAD TO HAPPEN	MNR 6f	92/253 987
3	SALTY MUSIC	92/63	20:1 92	2	THISAIN'TMYDAY	BTP 5f	85/262 982
9	SWIFTY UNEAUX	92/79	15:1 90	4	UNLIMITED SPIRIT	MVR 5 1/2f	84/263 982
10	SERRATED EDGE	91/76	15:1 88	7	ITSAPOSSIBILITY	CT 4 1/2f	86/252 981
5	STRATEGIC DECISION	86/57	15:1 86	9	SWIFTY UNEAUX	TDN 6f	90/254 981

PM-Ranked Form		\$	Form	Best Sprint/Route		\$	LS
1	HAD TO HAPPEN	93/81	5:1 65	1	HAD TO HAPPEN	MNR 6f	93/253 996
4	UNLIMITED SPIRIT	89/95	8:5 80	7	ITSAPOSSIBILITY	FE 5f	95/251 986
2	THISAIN'TMYDAY	92/71	4:1 78	2	THISAIN'TMYDAY	BTP 5 1/2f	90/259 984
8	RUNNINGINFLIPFLOPS	89/59	12:1 72	3	SALTY MUSIC	TDN 6f	91/254 983
10	SERRATED EDGE	91/76	15:1 74	4	UNLIMITED SPIRIT	TIM 4f	86/256 983

So, under these conditions, which contenders are showing the best early speed in this short sprint? The *Pace Analyst* screen above shows that within the entire field, four stand out? All will pay handsomely and not one is the favorite.

The exacta and trifecta could easily be among the four horses noted above. All have a Pole Speed of 90 or higher in their best races, which could be deadly on a frozen track. In this case, one should not be distracted by the post time odds. The fact is, you are looking at something that most other bettors will never see.

#	HORSE	JOCKEY	WIN	PLACE	SHOW
3	<b>Salty Music</b>	L. Gonzalez	\$168.60	\$46.60	\$12.00
1	<b>Had to Happen</b>	Y. Yaranga		\$8.40	\$4.60
2	<b>Thisain'tmyday</b>	T. Houghton			\$4.00

The 3-1 Exacta paid \$724, the 3-1-2 Trifecta returned \$2,420, and the 3-1-2-7 Superfecta ticket paid a boxcar \$34,020. The lesson here: Trust YOUR analysis.

## Racing Luck

One of the most agonizing reminders of "Racing Luck" came in a recent contest at Delta Downs when jockey Hernandez was unable to keep a tired mare (#8) in her lane at mid-stretch. This forced our key horse (#4 *Williston Drive*) to be steadied (reigned in) rather than continue her run, which was a very likely 2-length victory.

### Best-4 Summary

Delta Downs LA Feb 19, 2015

Pr	PP	Name	\$	Notes	Odds	PM Rating
10th	5f					
4	4	WILLISTON DRIVE	88/93	5:1	4862+	
5	5	SHEERED	89/77	10:1	4780	
2	2	LIVELY FLIGHT	89/86	20:1	4742	
9	9	ON THE DOUBLE	85/92	6:1	4737	

Delta Downs LA	Race 10	February 19, 2015
Pacesetters: 4, 8	Contenders: 4, 5	Wizard: 4A

### DELTA DOWNS - February 19, 2015 - Race 10

CLAIMING - For Thoroughbred Four Year Old and Upward Fillies and Mares (NW2 L) Claiming Price: \$5,000  
Five Furlongs On The Dirt Track Record: (Heitai - 56.69 - February 1, 2014)  
Purse: \$13,500

Weather: Clear Track: Fast  
Off at: 9:48 Start: Good for all

Pgm	Horse Name (Jockey)	Wgt	PP	St.	3/16	3/8	Str	Fin	Odds	Comments
8	DQ-Mimi's Bella Alarm (Hernandez, Courtney)	115 <sup>5</sup>	8	8	5 1/2	3 <sup>Head</sup>	3 1/2	1 <sup>Head</sup>	1.50*	drftd, just up, DQ
2	Lively Flight (Marquez, Carlos)	120	2	6	6 1/2	6 <sup>2</sup>	5 1/2	2 1 1/2	28.90	late rally place
10	Madame Yankee (Cortez, Alex)	115 <sup>5</sup>	10	1	1 <sup>Head</sup>	2 1/2	1 <sup>Head</sup>	3 <sup>Neck</sup>	15.70	just up show
4	Williston Drive (McMahon, C.J.)	123	4	2	4 1/2	5 <sup>Head</sup>	4 1/2	4 <sup>Nose</sup>	2.90	steadied, evenly late
5	Sheered (Melancon, Jansen)	120	5	10	10	10	10	5 <sup>Head</sup>	36.20	finished well
7	Angel in My Eyes (Singh, Rohan)	123	7	9	8 <sup>1</sup>	8 1/2	9 1/2	6 <sup>Neck</sup>	8.70	improved position
6	Andrew's Rose (Woodley, Tyler)	120	6	4	2 1/2	1 <sup>Head</sup>	2 <sup>Head</sup>	7 <sup>Neck</sup>	7.40	dueled, weakened late
9	On the Double (Meche, Donnie)	120	9	3	3 <sup>Head</sup>	4 <sup>1</sup>	6 1/2	8 <sup>Nose</sup>	7.50	chased, tired
3	All in the Art (Castillo, Alexander)	120	3	7	9 <sup>2</sup>	9 1/2	8 1/2	9 1 1/2	12.80	no factor
1	E Z Glider (Patin, Jr., Joseph)	120	1	5	7 1/2	7 1/2	7 1/2	10	26.10	chased, tired

Disqualification(s): # 8 Mimi's Bella Alarm from 1 to 4

Scratched Horse(s): My Hip Hop Honey (Also-Eligible)

Pgm	Horse	Win	Place	Show	Wager Type	Winning Numbers	Payoff
2	Lively Flight	59.80	35.20	12.60	\$1.00 Exacta	2-10	716.90
10	Madame Yankee		16.40	6.00	\$0.50 Trifecta	2-10-4	2,009.90
4	Williston Drive			3.40	\$0.10 Superfecta	2-10-4-8	943.17

This was an unlucky break for any serious handicapper who wagered money on the sure winner, #8 *Williston Drive*, at 5:2 and a VERY juicy 4-2 exacta.



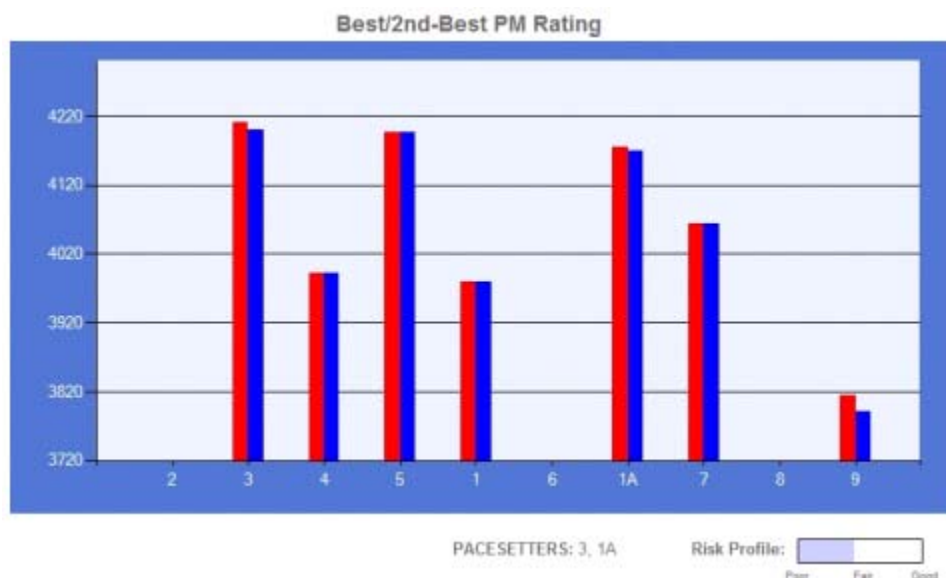
## The True Meaning of Frustration

Another lesson serious handicappers learn about horse racing is that, no matter how smart you are, *one cannot win every race*. Anyone who thinks differently should avoid frustration and be looking for another spectator sport. It's possible to make logical decisions and still lose. This is a classic example. It occurred on the 2014 Preakness day card at Pimlico.

Here are the four best PM-Rated horses for the 13<sup>th</sup> race that showed a talent gap, which is typically a powerful indication for an exacta or, maybe, a trifecta:

13th	6f				
3	2	SIR SIDNEY	90/72	4:1	4210+
5	4	MY SON ERNIE	80/99	9:5	4196+
1A	7	NEGRITO	86/90	3:1	4175+
7	8	NEVSKY	88/96	12:1	4063+

All four were "stick-outs" relative to the rest of this MSW field of 10 horses. The #2, #6, and #8 were long shot, first-time starters. Playing any 5f race with more than three first timers is always a dangerous play. But this was a 6-furlong contest that is rarely won even by a FTS horse. Here is the graphic for the same race.



The morning line favorite was #5 *My Son Ernie*, followed by #1A *Negrito*, and then #3 *Sir Sidney*. #7 *Nevsky* was considered a long shot.

So, on to the handicap:

- #3 *Sir Sidney* showed a slight pace advantage versus #7 *Nevsky* (a best Pole Speed of 90 compared with 88).

- Based on each horse's last two outings, *Sir Sidney*, a 5-year-old, had the worst showing of the four top-ranked with a rating of 72. All the others in the race were 3 years olds.
- Below is the first Late Speed box of *The Pace Analyst*:

Best Late Speed		\$			LS
3	SIR SIDNEY	KEE-T	1 1/16	85/197	794
5	MY SON ERNIE	PIM	6f	80/197	792
1A	NEGRITO	PIM	6f	78/197	787
1	LOREN'S ROCK	PIM	6f	70/197	771
7	NEVSKY	PRX	6f	88/181	767

- Here are the History Worksheet screens for the top four horses:

History for **3** **SIR SIDNEY** **90/72** **4:1**

Omit #	Date	Track	Distance	Call1	Call2	Winner	Out1	Out2	Finish	Wt.	Speed Rating	Track Variant
<input type="checkbox"/>	1 07/21/12	Saratoga -Inner	1 1/16	0:47.3	1:11.1	1:40.1	4	3	7	119	97	5
<input type="checkbox"/>	2 04/18/12	Keeneland -Turf	1 1/16	0:46.4	1:11.2	1:42.3	8	9	7	120	84	8
<input type="checkbox"/>	3 01/01/12	Gulfstream -Turf	1 1/16	0:47.2	1:11.2	1:43.0	9	6	3	122	79	24

History for **5** **MY SON ERNIE** **80/99** **9:5**

Omit #	Date	Track	Distance	Call1	Call2	Winner	Out1	Out2	Finish	Wt.	Speed Rating	Track Variant
<input type="checkbox"/>	1 04/18/14	Pimlico MD	6f	0:24.1	0:48.0	1:12.3	0	0	0	122	82	17

History for **1A** **NEGRITO** **86/90** **3:1**

Omit #	Date	Track	Distance	Call1	Call2	Winner	Out1	Out2	Finish	Wt.	Speed Rating	Track Variant
<input type="checkbox"/>	1 04/18/14	Pimlico MD	6f	0:24.1	0:48.0	1:12.3	1	2	2	122	80	17
<input type="checkbox"/>	2 04/03/14	Pimlico MD	6f	0:23.0	0:46.2	1:10.2	3	2	9	122	84	8

History for **7** **NEVSKY** **88/96** **12:1**

Omit #	Date	Track	Distance	Call1	Call2	Winner	Out1	Out2	Finish	Wt.	Speed Rating	Track Variant
<input checked="" type="checkbox"/>	1 04/06/14	Gulfstream -Turf	5f	0:21.4	0:44.2	0:57.1	9	10	2	111	0	15
<input type="checkbox"/>	2 09/03/13	Parx Racing PA	6f	0:22.2	0:46.2	1:12.3	1	0	3	119	72	22

Based on experience, the second time out is typically better than the first, which should benefit *My Son Ernie*. *Nevsky* should also show improvement since the colt performed reasonably well as a 2-year-old. His last time out was a 5f race on the grass, so it was omitted (even though removing that pp line did little to change his overall rating). Finally, it should be noted that *Sir Sidney* has only raced in grass routes to date and his last outing was *two* years ago. All the contenders were in the same racing class and none had earned any money of consequence to date.

So, based on this analysis, #5 *My Son Ernie* was declared the key horse. However, it can be argued that #7 *Nevsky* deserved the nod. What was the result you ask?

*My Son Ernie* and *Nevsky* set the pace and fought for the lead before *Sir Sidney* rallied to win by 1 length. The payoff was of boxcar proportions.

RACE 13 (Off: 7:08)

Surface: Dirt

6 Furlongs | 3 Year Olds And Up | MAIDEN SPECIAL WEIGHT | Open

#	HORSE	JOCKEY	WIN	PLACE	SHOW
3	Sir Sidney	S. Russell	\$26.20	\$13.40	\$6.60
7	Nevsky	O. Bocachica		\$6.60	\$4.00
1A	Negrito	J. Pimentel			\$2.40

Times in 5ths: :23<sup>1</sup> :46<sup>2</sup> :58<sup>4</sup> 1:11<sup>1</sup>  
Times in 100ths: :23.21 :46.58 :58.81 1:11.30  
Winning Trainer: Corrales Jose | Owner: Stronach Stables

Unplaced horses listed in order of finish.

Also ran: Fara's Kid, My Son Ernie, Larry Le Roi, Troubled Waters, Loren's Rock, Take This and Victor Newman

50 CENT Pick 3 (9-3-3) 3 Correct Paid: \$100.90 Pick 3 Pool \$298,920.00 , \$2 Daily Double (3-3) Paid: \$40.80  
Daily Double Pool \$324,225.00 , \$2 Exacta (3-7) Paid: \$267.60 \$1 Superfecta (3-7-1-9) Paid: \$5,046.10, \$2  
Super High Five (3-7-1-9-5) Paid: \$27,803.60, \$2 Trifecta (3-7-1) Paid: \$753.20

## Postscript

Horse racing continues to be one of the most intellectually stimulating spectator sports in the entertainment world. And, now, with the recent introduction of the world's first online handicapping program, *Winning at the Track*, the entire process of finding the real contenders can be fun, easy, and inexpensive.

Most experienced race goers are fully aware that there is no such thing as a "pick-the-winner" program. Those who invest a little care and time handicapping are usually at the cashier's window more often. In this sport, some knowledge, common sense, and experience are important ingredients to success.

Today, in the information age, especially with so many new gadgets, this sport has taken on a new light. For example, with the new WATT online program it is now possible to handicap the next race, using only a cell phone, while on line to collect your money. This is a far cry from the early 1960's when I sat at the kitchen table the night before with a *Morning Telegraph* and a sharp pencil. Now, two days in advance, you can pick any one of a hundred racetracks and search for the ideal betting opportunities. It's truly amazing.

I wish you the best of luck, dear reader. Hopefully this e-Report will prove to be a profitable arrow in your quiver of knowledge.

David L. Christopher  
[HorseRacingUSA.com](http://HorseRacingUSA.com)

## Addendum

For any readers not familiar with the *Winning at the Track* program, here is a brief description. But for those who have a greater interest, feel free to visit the website at [HorseRacingUSA.com](http://HorseRacingUSA.com).

The *Winning at the Track* "Performance Method," named as such when it was created in 1962, was first published as a book in 1983. After seven printings, this method was revised in 1985 when the initial WATT program was introduced. The software has been updated and improved ever since. Today, it can claim the distinction of being the world's first web-based handicapping program. Racing data is available in great quantity on the web – but not like this.

There are basically four primary readings with this speed/pace approach: The **Ability Factor** (one measure of "form"), the **Pure Speed** calculation (how fast each horse can run gate to wire), the **Early Speed**, and the **Late Speed**. Together, they comprise the **PM Rating**, which is the primary way the overall talents of the horses in the race are ranked. Your "Key Horse" is found in the Top-3 most of the time.

*Winning at the Track* is not a "pick-the-winner" gimmick. It is a means of identifying the real contenders in the race based on each horse's ability to perform individually and relative to one another. All the past performance data in each horse's *History Worksheet* are taken from a data file and adjusted accurately to give racing fans "apples-with-apples" comparisons.

Again, when handicappers are searching for a "Key Horse" –i.e., one likely to finish first or second – it is among the best two PM Ratings more than 70% of the time and among the top three more than 85% of the time. Of course, it is easier to handicap two or three horses than it is eight or ten.

The program presents several screens including the *Race Card*, where the handicap of each contest begins, as well as easy-to-read tables and graphics. This e-Report can serve as an initial guide for *Winning at the Track* users.

After three years of development LPC has introduced this remarkable service designed to help every serious handicapper. [HorseRacingUSA.com](http://HorseRacingUSA.com) now offers this interactive handicapping website that can be accessed anywhere, and at any time, instantly, by a SmartPhone, iPad, Tablet, Laptop, or Desktop.




The illustrations in this e-Report are realistic examples of the capabilities of this unique and inexpensive service. You are more than welcome to visit LPC's Home Page at **HorseRacingUSA.com**. Register, and then call the publisher to have your new membership processed and activated immediately. And, if you are not yet convinced, even now, feel free to ask for a quick demonstration.

Liberty Publishing Company has produced several e-Books directed to serious handicappers who are continuously seeking new ways to profit from the racetrack. Please contact the publisher if you have any questions or would like to place an order. These e-Books are in a colorful PDF format and they are delivered to you immediately via e-mail.




ISBN 0-89709-265-1  
49 pages \$35.00

Looking for more 30:1 long shots?




ISBN 0-89709-264-3  
40 pages \$35.00

Looking for the "Key Horse"



ISBN 0-89709-295-3  
32 pages \$35.00

Promising ways to use WATT



ISBN 0-89709-258-9  
160 pages \$49.95

The complete handicapping guide!